



GM Global EPC Updates are Here!

We are pleased to announce the following exciting updates to the GM Global EPC. You will see them on the web-delivered EPC via Global Connect on October 20, 2023. The locally hosted USB media will be mailed on November 3, 2023. As always, we are grateful for your input, which has powered these changes. So, keep the suggestions coming as we work together to develop future improvements!

Include Group Number for DISCON Parts

Previously, the GM Global EPC displayed “DISCON” as the *Group Number* for discontinued parts in Illustrated Text. Users need to know the part is discontinued, but also what group it’s found in.

Call	Part #	Group	Description
1	20616564	DISCON	HOOD
2	20379366	DISCON	SUPPORT, FRT COMPT LID
3	10041875	DISCON	REINFORCEMENT, FRT BPR FACSIA
4	10077494	DISCON	LINER, WHL HSE LNR FRT-RH
4	20635044	DISCON	PANEL, FRT WHL HSE-RH (1988)
4	10077495	DISCON	LINER, WHL HSE LNR FRT-LH
4	20572975	08.130	PANEL, FRT WHL HSE-LH (1988)
5	11589290	12.934	RETAINER, WHL HOUSE INR PNL TO FRAME (1.276) (Service Lane Part)
6	12327902	DISCON	MOLDING KIT, FDR RR OF WHL OPG-LH (BLA)

Now the *Group Number* link can be found below “DISCON” for discontinued parts. This gives you access to the associated part group even if the illustrated part is discontinued.

		Call	Part #	Group	Description
		1	20616564	DISCON 08.000	HOOD
		2	20379366	DISCON 08.015	SUPPORT, FRT COMPT LID
		3	10041875	DISCON 07.831	REINFORCEMENT, FRT BPR FACSIA
		4	10077494	DISCON 08.153	LINER, WHL HSE LNR FRT-RH
		4	20635044	DISCON 08.153	PANEL, FRT WHL HSE-RH (1988)
		4	10077495	DISCON 08.153	LINER, WHL HSE LNR FRT-LH
		4	20572975	08.130	PANEL, FRT WHL HSE-LH (1988)
		5	11589290	12.934	RETAINER, WHL HOUSE INR PNL TO FRAME (1.276)
		6	12327902	DISCON 08.132	MOLDING KIT, FDR RR OF WHL OPG-LH (BLA)

Display Car Body Style

Previously, only Truck catalogs showed the (Model/Series/Bodystyle) information in parenthesis. This was done because the Truck series always included a combination of numbers. The parenthesis allows us to clearly identify where the series ends and the numeric body style begins. The carline standard (Series/Bodystyle) didn't use any parenthesis between the two-digit alpha series information and the numeric bodystyle information. However, beginning in the 2023 model year, several carline vehicles will be using numbers in the series fields; making it difficult for you to distinguish where the series ends and the bodystyle begins. The GM Global EPC now displays parentheses around the Car bodystyle information for part text, illustration, legend, and illustration titles to match Truck catalogs.

Enter VIN Enter Shortcut or Search VIN Filter UltraVIN Filter Year Filter

GM > C - Chevrolet > 2023 > N - 1N2 - Traverse > 06 - FRONT SUSPENSION-STEERING > (1N06-007) 2018-2023 **NE/56** STEERING WHEEL

Single Use Part 7 of 16

1N06-007 06/13/2017

Call	Part #
1	85134207

Use Manufacture date as Build Date – GM Korea Only

Due to missing *Build Date* data, GM Korea users were experiencing VIN Filtering trouble where part applicability is described based on vehicle production date. Now, by using the *Manufacture Date* provided by GM Korea, VIN Filtering will be improved for FoxPro VINs when a Build Date is available. This improves part order accuracy when using the GM Global EPC.

Call	Part #	Group	H	Description	Usage	Year	Qty
K02	60008421	07.006	R	RAIL, F/CMPT SI (INCLS 7-9,11,14,17-19,20-23,34,35,37,38,40) (FRT) (BUILT ON/AFTER 01NOV2022) (FOR 1ST DES SEE 60005711)	TC,TD,TE (56) (2ND DES)	2023 - 2023	01
K02	60008420	07.006	L	RAIL, F/CMPT SI (INCLS 7-9,11,14,17-19,20-23,34,35,37,38,40) (FRT) (BUILT ON/AFTER 01-NOV-2022 & PRIOR TO 10-JAN-2023) (FOR 1ST DES SEE 60005710) (FOR 3RD DES SEE 60008640)	TC,TD,TE (56) (2ND DES)	2023 - 2023	01
K02	60008640	07.006	L	RAIL, F/CMPT SI (INCLS 7-9,11,14,17-19,20-23,34,35,37,38,40) (BUILT ON/AFTER 10-JAN-2023) (FOR 2ND DES SEE 60008420)	TC,TD,TE (56) (3RD DES)	2023 - 2023	01

Commonize Car and Truck Group

Originally, GM Global EPC catalogs were set up to follow assembly plant groupings. Car bodies were assigned groups 10-15 and truck bodies were assigned groups 16-17. Now, car and truck catalog releases are less obvious because the platforms are less and less distinct. This creates a problem, *When should you enter a Car group number instead of a Truck group number and vice versa?*

We’ve eliminated the guesswork by enhancing the system to enable both car and truck group number shortcuts to work in any catalog. This helps with training new people, bringing consistency to part lookups across all GM vehicles.

Enter VIN: 16.00

Navigation: GM > P - Pontiac > 1988 > P - 22P - Fiero > 10 - WINDSHIELD-WIPER-MIRRORS-INSTRUMENT PANEL-CONSOLE-DOORS > 10.027 - GLASS-SPACER Windshield Glass

10.027 - GLASS - SPACER Windshield Glass

Group: 1 of 67

Additional Part Filters: Showing 4 of 4 Parts

Part #	H	Description	Usage
GM GENUINE PARTS/ACDELCO GM ORIGINAL EQUIPMENT			
20676378		GLASS, W/S (CLEAR) (LESS ANT)	P
20676379		GLASS, W/S (TINTED) (LESS ANT)	P
01704380		SPACER, W/S GLS LWR (.25X.44X.75)	P
20724029		SPACER, W/S TO BODY (10MM) (Service Lane Part)	P

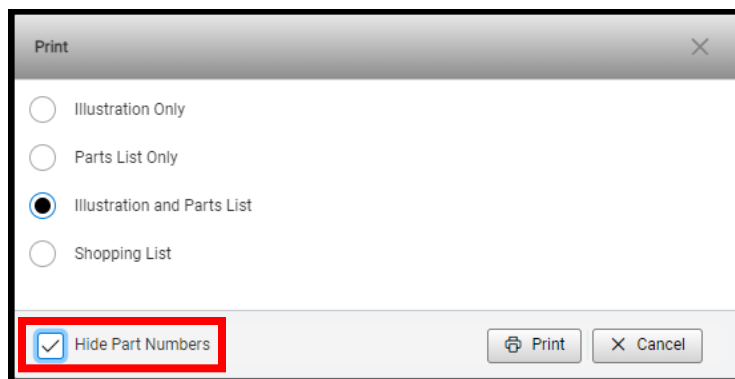
Hide Part Numbers when Emailing/Printing Photos

Previously when emailing real photos in the GM Global EPC there was no way to exclude the part number. Now you can choose NOT to send a part number with a printed or emailed photo. This allows you to control the opportunity for your customers to take part numbers and do comparison shopping online. In the Email Part Photo dialog, selecting the checkbox will remove the part numbers from the email. Deselecting the checkbox will display the part numbers on the email.



The screenshot shows the 'Email' dialog box. It features three radio button options: 'Illustration Only', 'Parts List Only', and 'Illustration and Parts List', with the latter selected. Below these are fields for 'To', 'Cc', 'Subject', and 'Body'. At the bottom left, a checkbox labeled 'Hide Part Numbers' is checked and highlighted with a red box. At the bottom right, there are 'Send' and 'Cancel' buttons.

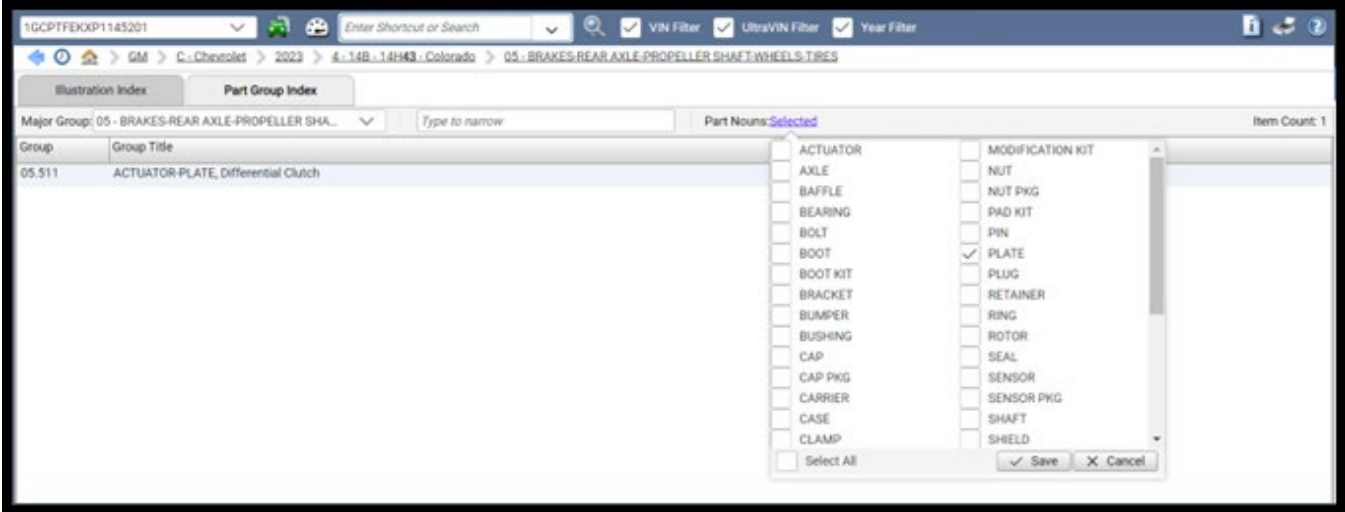
In the Print Part Photo dialog, selecting the same checkbox will remove the part numbers from the printout. Deselecting the checkbox will display the part numbers on the printout.



The screenshot shows the 'Print' dialog box. It features four radio button options: 'Illustration Only', 'Parts List Only', 'Illustration and Parts List', and 'Shopping List', with the latter selected. At the bottom left, a checkbox labeled 'Hide Part Numbers' is checked and highlighted with a red box. At the bottom right, there are 'Print' and 'Cancel' buttons.

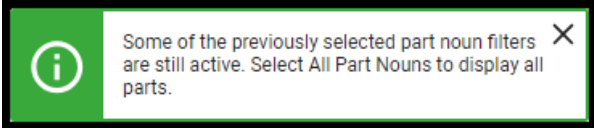
Retain Part Name Filters when Switching Major Groups

You can now retain Part Noun Filters when changing Major Groups in the GM Global EPC. The GM Global EPC will apply your selected part noun filter(s) when you switch Major Groups at the Part Group Index. We will only display Part Group results that contain your selected Part Nouns.

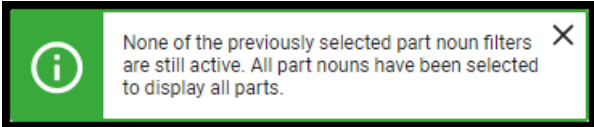


This allows you to locate the parts you need faster and with more precision.

If some of the previously selected Part Nouns exist in the Part Group Index for the newly selected Major Group, the following notification displays.

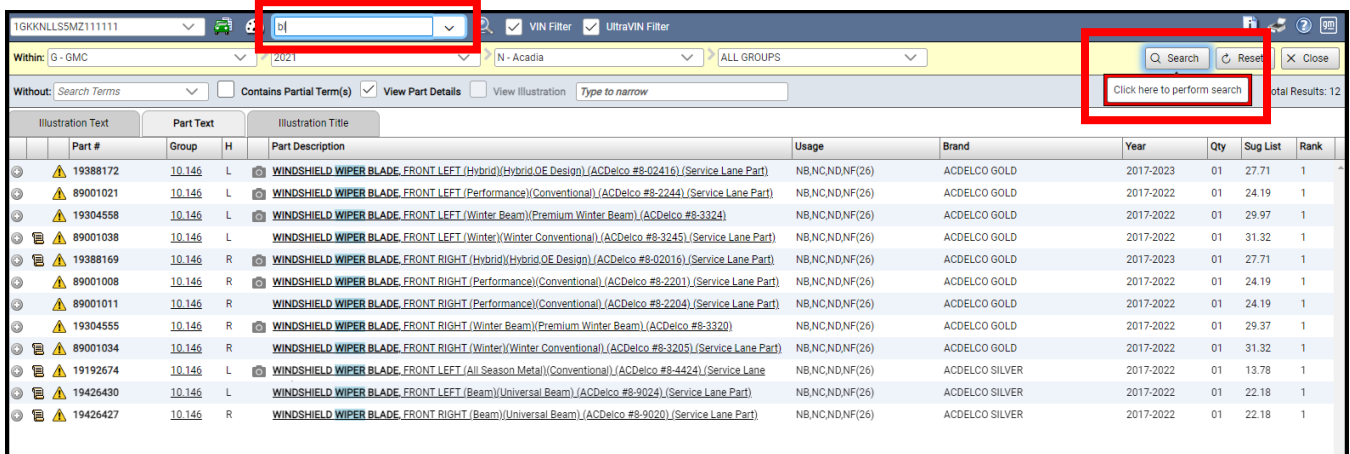


If none of the previously selected Part Nouns exist in the Part Group Index for the newly selected Major Group, the following notification displays.



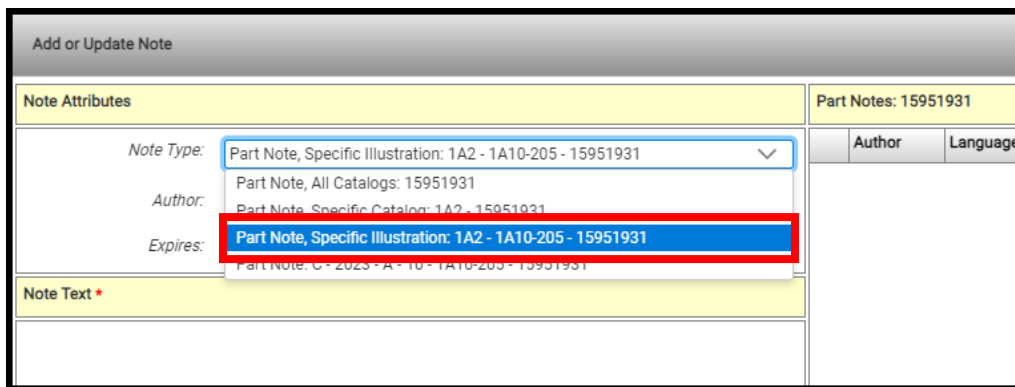
Highlight the “Click on Search” box

We’ve improved the search experience in the GM Global EPC. When modifying your search criteria in the search view, the “Search” button is highlighted with a halo and an outlined “Click here to perform search” message displays. This provides a more prominent visual cue to resubmit the search when required.



Add a Part Note to a Specific Illustration

You can now associate a Part Note to a specific illustration - within the selected catalog only. A new note type called “Part Note, Specific Illustration” has been added in the Add or Update Note dialog at the side-by-side screen when right clicking on the part number.



The new note type displays at any side-by-side page that matches the note’s Illustration and Catalog Code, as well as Illustration Text and Associated Parts tab search results.

⊕	⚠	5	84639832	10.185	R	MIRROR, O/S RR VIEW (REFL GLS & BKG PLT)	AG,AH,AJ,AK (37-67) (DG7,MBH)	2020 - 2023	01
⊕	⚠	6	11604495	10.186		BOLT, O/S RR VIEW MIR ACTR (PART OF 1) (FOR MY2023 & BEYOND) (FOR MY2022 & PRIOR USE 11548356) (16.069)	AG,AH,AJ (DG7)	2023 - 2023	06
⊕	⚠	7	15951931	10.185		ACTUATOR, O/S RR VIEW MIR INR (PART OF 1) (3 PIN CONNECTOR) (16.068)	AG,AH,AJ,AK (37-67) (DG7)	2016 - 2023	01

User Note: [Test Note: Part/Specific Illustration](#)

Enter VIN VIN Filter UltraVIN Filter

Within: > > >

Without: Contains Partial Term(s) View Part Details View Illustration

Illustration Text

	Call	Part #	Group	H	Part Description
10					MIRROR/OUTSIDE REAR VIEW (ELECTRIC DG7) 1A10-205
⊕	⚠	7	15951931	10.185	ACTUATOR, O/S RR VIEW MIR INR(PART OF 1)(3 PIN CONNECTOR)(16.068)

User Note: [Test Note: Part/Specific Illustration](#)

Thank You!



For technical concerns, please call the GM EPC Technical Support help desk at **888-994-6372** or sbs_services@snapon.com.

Do you have EPC enhancement suggestions? Data Issues? "We're listening!" Please send us your feedback from the EPC by selecting **Help -> Contact Us**, then send your comments to gmpartscatalog@gm.com.