



GM Global EPC Updates are Here!

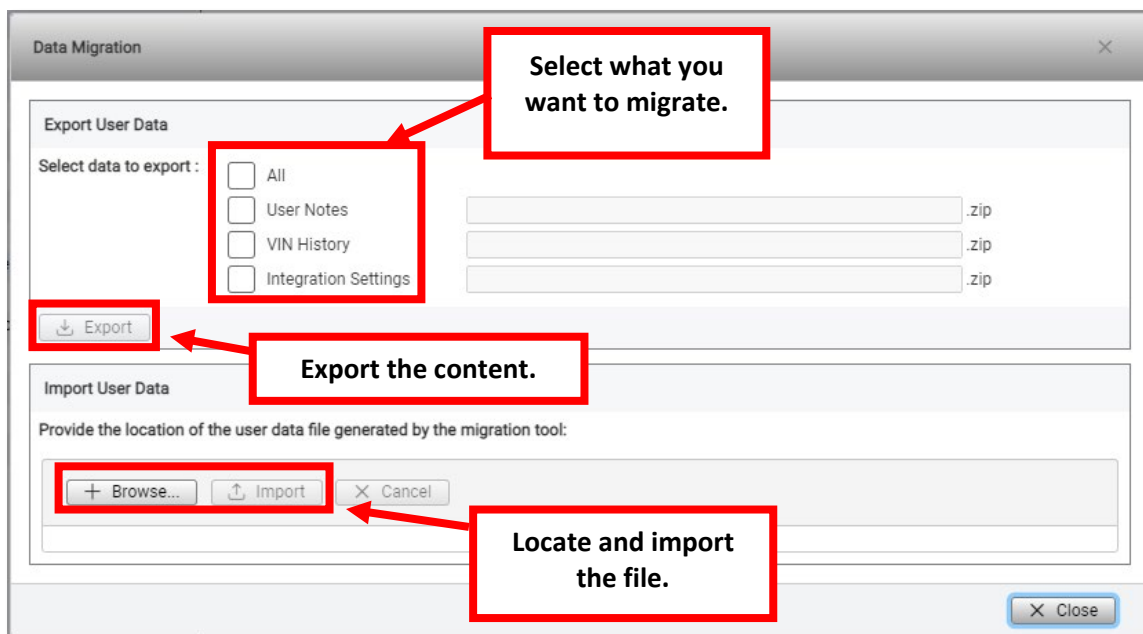
We are pleased to announce the following exciting updates to the GM Global EPC. You will see them on the web-delivered EPC via GlobalConnect on October 17, 2022. The locally hosted USB media will be mailed on November 3, 2022. As always, we are grateful for your input, which has powered these changes. So, keep the suggestions coming as we work together to develop future improvements!

Copy Your Content to the Web

You can now export your notes and other content from your local GM EPC and import them to the web version. With this functionality, you can enjoy the same experience whether you use the GM EPC online or the locally installed version.

To migrate your content:

1. Select **Data Migration** from the EPC Manage menu to open the Data Migration window:



2. Select **All** (or the specific information you want to copy, such as User Notes).
3. Click the **Export** button and chose a memorable file location (make a note of the location).
4. Access the EPC from GlobalConnect, then select **Manage** -> **Data Migration**.
5. Browse for the file you created, then click the **Import** button.

System status icon for United States and Canada

A new icon has been added to the toolbar for dealership users in the United States and Canada. The icon alerts you that there is one or more system status message. For example, an online update may be ready to be downloaded and applied **OR** a user's content import (like notes) is completed and available on the web.



When the new GM button looks like this, when there is no message waiting.



Similar to your mobile phone, a number is added to indicate how many messages are waiting.

Search all Illustration Titles

We've improved Search to allow you to find all illustration titles in the catalog that you are in **OR** for the entire make! For example, search for Z71 in Illustration Titles for Light Truck for see all illustrations with Z71 in the title.

The screenshot shows a search interface with the following elements:

- Search Bar:** "Without: Search Ter..." with a dropdown arrow.
- Filters:** "Contains Partial..." (checked), "View Part Details", "View Illustration", and "Type to narrow".
- Location:** A dropdown menu set to "Illustration...".
- Results Table:** A table with columns for Vehicle, Group, and Part details. The results are filtered to show parts with "Z71" in the title.

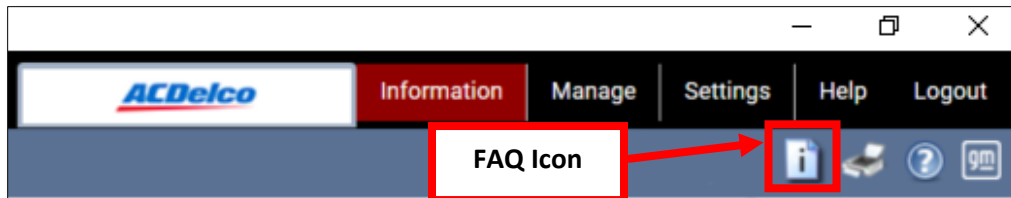
Annotations in the image:

- A red box around the "Location" dropdown menu with an arrow pointing to it, containing the text: "You can now search for an illustration title...".
- A red box around the search results table with an arrow pointing to it, containing the text: "... and see matches across catalogs."

Vehicle	Group	Part Details
Light Truck 2016-2016 Colorado	21- ACCESSORIES	U2 -041 20 -2V43 APPEARANCE PKG/EXTERIOR Z71 EMBLEM (EXC N06, N07)
Light Truck 2021-2023 Tahoe / Yukon Escalade - 06 Bodystyle (2WD)	01- COOLING SYSTEM-GRILLE-OIL SYSTEM	5C21-088 2019-2023 CK1(03-43-53) GRILLE/RADIATOR- Z71 EMBLEM (CHEVROLET X88, DEALER INSTALLED, BADGES RIN)
Light Truck 2020-2023 Silverado / Sierra / Cheyenne - 03, 43, 53 Bodystyle (2WD)	01- COOLING SYSTEM-GRILLE-OIL SYSTEM	5C21-088 2019-2023 CK1(03-43-53) GRILLE/RADIATOR- Z71 EMBLEM (CHEVROLET X88, DEALER INSTALLED, BADGES RIN)
Light Truck 2019-2019 Silverado / Sierra / Cheyenne Light Duty - 03, 43, 53 Bodystyle (2WD)	01- COOLING SYSTEM-GRILLE-OIL SYSTEM	5C21-088 2019-2023 CK1(03-43-53) GRILLE/RADIATOR- Z71 EMBLEM (CHEVROLET X88, DEALER INSTALLED, BADGES RIN)
Light Truck 2021-2023 Tahoe / Yukon Escalade - 06 Bodystyle (4WD / AWD)	01- COOLING SYSTEM-GRILLE-OIL SYSTEM	5C21-088 2019-2023 CK1(03-43-53) GRILLE/RADIATOR- Z71 EMBLEM (CHEVROLET X88, DEALER INSTALLED, BADGES RIN)
Light Truck 2021-2023 Suburban / Yukon XL / Escalade ESV - 06 Bodystyle (2WD)	01- COOLING SYSTEM-GRILLE-OIL SYSTEM	5C21-088 2019-2023 CK1(03-43-53) GRILLE/RADIATOR- Z71 EMBLEM (CHEVROLET X88, DEALER INSTALLED, BADGES RIN)
Light Truck 2020-2023 Silverado / Sierra /	01- COOLING SYSTEM-GRILLE-OIL SYSTEM	5C21-088 2019-2023 CK1(03-43-53) GRILLE/RADIATOR- Z71 EMBLEM (CHEVROLET X88, DEALER INSTALLED, BADGES RIN)

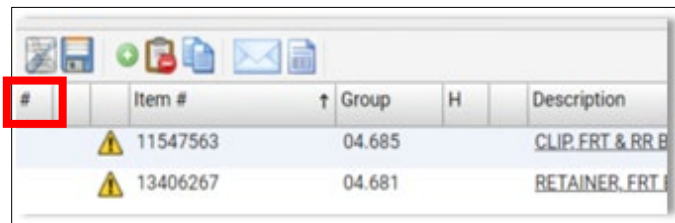
EPC News Feature Converted to FAQ System

The EPC News feature has been repurposed to provide access to a convenient Frequently Asked Questions (FAQ) area. You will find links to helpful documents on a variety of topics that will help you navigate the EPC. We'd like your feedback for new FAQ for topics documents, through Help -> Contact Us. To access the FAQs, click the new Frequently Asked Questions icon:



Easy Toggle of Shopping List Order

You can now sort the shopping list by clicking the new # column header on the shopping list toolbar. Clicking the header sorts the part numbers based on the order added to the list.

A screenshot of a shopping list toolbar. The toolbar is light gray and contains several icons: a printer, a document, a green plus sign, a red minus sign, a blue document, and a blue envelope. Below the icons is a table with the following columns: '#', 'Item #', 'Group', 'H', and 'Description'. The '#' column header is highlighted with a red box. The table contains two rows of data, each with a yellow warning triangle icon in the first column.

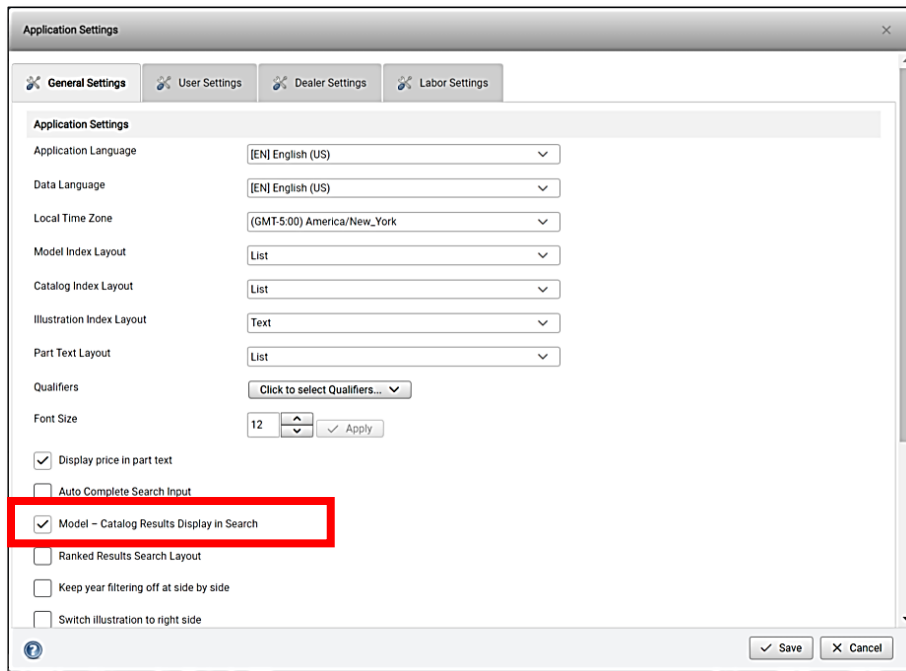
#	Item #	Group	H	Description
⚠	11547563	04.685		CLIP.FRT & RR B
⚠	13406267	04.681		RETAINER.FRT I

This allows you to restore the original sorting after sorting by another column, such as Description.

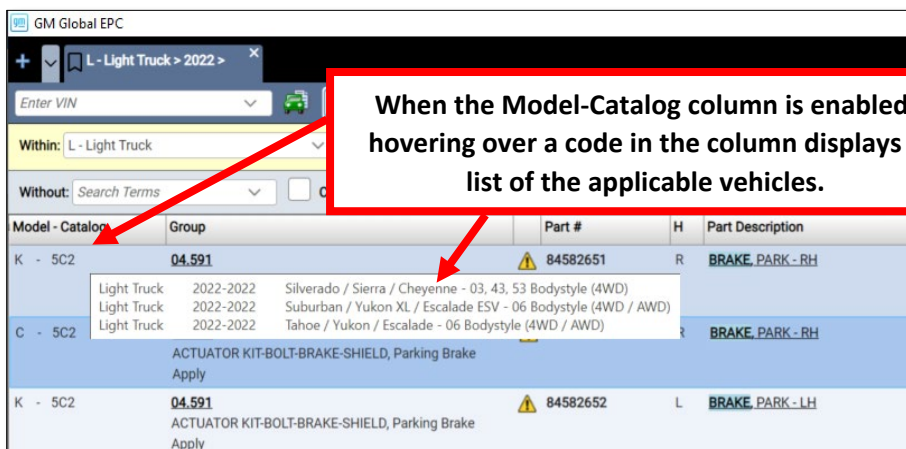
Display Expanded View of Vehicles in Search Results

A new setting allows you to replace the Vehicle column with a Model-Catalog column in the Search results. This is especially useful when searching for part names in shared platform trucks without a VIN entered.

To enable the feature: Select **Application Settings** from the Settings menu. With the General Settings tab selected, mark the **Model – Catalog Results Display in Search** box:



When the Model-Catalog column is enabled, hover over a Model-Catalog code to view a list of the vehicles to which the part applies:



To disable the feature and show the ungrouped view of results for all vehicles: select **Application Settings** from the Settings menu. With the General Settings tab selected, uncheck the **Model – Catalog Results Display in Search** box. This is the “old style” of search results.

Vehicle	Group				
Light Truck	2022-2022 Suburban / Yukon XL / Escalade ESV - 06 Bodystyle	04.591	84582651	R	BRAKE, PARK - RH
Light Truck	2022-2022 Silverado / Sierra / Cheyenne - 03, 43, 53 Bodystyle (4WD)	04.591	84582651	R	BRAKE, PARK - RH
Light Truck	2022-2022 Silverado / Sierra / Cheyenne - 03, 43, 53 Bodystyle (2WD)	04.591	84582651	R	BRAKE, PARK - RH

Thank You!



For technical concerns, please call the GM EPC Technical Support help desk at **888-994-6372** or sbs_services@snapon.com.

Do you have EPC enhancement suggestions? Data Issues? "We're listening!" Please send us your feedback from the EPC by selecting **Help -> Contact Us**, then send your comments to gmpartscatalog@gm.com.