



BUSINESS SOLUTIONS

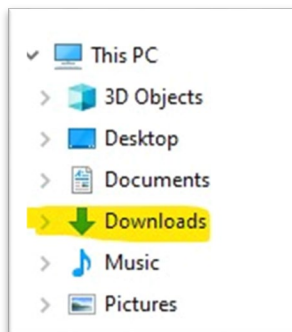
GM Software Update: GM EPC Web Only Update to wrapper 2.17.0

An update to your GM EPC software is required. When complete, the software will include the latest security and performance fixes, improving your GM EPC web experience. Please perform the automatic update when prompted to do so by the GM EPC.

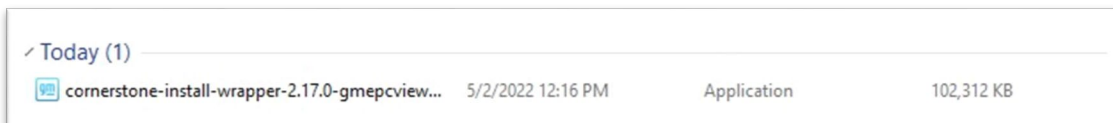
Depending on your individual browsers settings, the automatic update may be interrupted or you may be prompted to approve the installation. If this happens you will need to go to Downloads and launch it manually.

To Access Downloads

- 1.) Right click on the Start Button in the lower left corner and choose File Explorer, the folder will be in the Upper left of the window, under "This PC".



- 2.) Open the Downloads folder.
- 3.) The Wrapper will be the latest item downloaded.

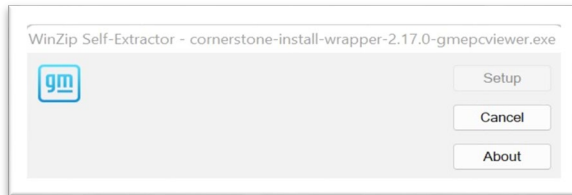


- 4.) Double click or right click and choose Open to install the wrapper.
 - a. If prompted to Run or Save, choose Run.
 - b. If you are not prompted to Run the setup, go to downloads and run as mentioned above.

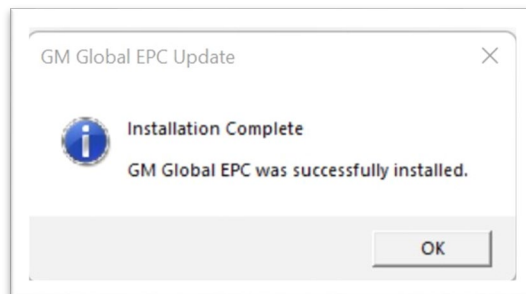


BUSINESS SOLUTIONS

- 5.) Once you choose to install the Wrapper, you may see a couple of boxes. It may take a few minutes to complete. However, it will install automatically. Please, be patient at this step and let the installation finish before doing anything else.



- 6.) When the installation is complete, click **OK**.



TIPS

1. You are encouraged to perform this update as soon as possible.
2. If the wrapper does not automatically download below is a link to do so manually.
[cornerstone-install-wrapper-2.17.0-gmepcviewer.exe](#)

*****IMPORTANT: After the upgrade of wrapper to version 2.17.0, you will need to close and relaunch the browser for it to work properly. *****